



Pendant Light Fitting IEC Series 6470

- For use in
 - Zone 2
 - Zone 21 and Zone 22
- Three sizes are available
 - size 1 up to 150 W
 - size 2 up to 250 W
 - size 3 up to 600 W
- Available light sources
 - high-pressure sodium lamps (HSE)
 - metal halide lamps (HIE)
 - mercury lamps (HME)
 - induction lamps (QL)
 - blended lamps (LME)
 - halogen lamps (QT)
 - incandescent lamps (A)
- Versatile mounting methods
 - ceiling, wall and pole mounting
 - mounting bracket
 - pendant mounting
- Housing made of salt water resistant aluminium
- Replacement glass made of temperature resistant borosilicate glass
- External reflector made of powder coated galvanized sheet steel

STAHL

Zones 2, 21 & 22

Pendant Light Fitting IEC Series 6470 Size 1 up to 150 W



Selection table								
Version	Lamps ¹⁾	Lamp-holder	Power	Temperature class at T _a =		T _{O max.} at T _a = 55 °C	Ordering code	Weight kg
				40 °C	55 °C			
Pendant Light Fitting IEC Series 6470 Size 1 up to 150 W	A	E 27	200 W	T4	T4	130 °C	6470/11...-1201-0...-1	5,217
	QT	E 27	150 W	T5	T4	121 °C	6470/11...-1151-0...-1	8,900
			250 W	T4	T3	149 °C	6470/11...-1251-0...-1	8,300
			LME	E 27	160 W	T4	T3	143 °C
	HIE	E 27	70 W	T4	T4	103 °C	6470/11...-2071-...-1	6,797
			100 W	T4	T4	121 °C	6470/11...-2101-...-1	7,197
			150 W	T4	T3	140 °C	6470/11...-2151-...-1	8,115
	HSE	E 27	50 W	T4	T4	98 °C	6470/11...-3051-...-1	6,297
			70 W	T4	T4	106 °C	6470/11...-3071-...-1	6,797
			110 W	T4	T4	124 °C	6470/11...-3111-...-1	6,463
	HME	E 27	125 W	T5	T3	142 °C	6470/11...-4121-...-1	6,463
	QL	Special	55 W	T6	--	75 °C *	6470/11...-9069-0...-1	5,857

* at a maximum ambient temperature of 40 °C

Add. to ordering code			
Mounting	Pendant mount via ring bolts	6470/1.1-...-...-...-...	1,164
	Mounting via mounting bracket	6470/1.2-...-...-...-...	1,065
	Ceiling mount	6470/1.3-...-...-...-...	1,064
	Wall mount	6470/1.4-...-...-...-...	1,937
	Stanchion mount 25 °	6470/1.5-...-...-...-...	1,144
	Stanchion mount 90 °	6470/1.6-...-...-...-...	1,489
	Pendant mount	6470/1.7-...-...-...-...	0,778
	Cable entries	4 x M 25 x 1.5 (standard) → 1 x cable gland, 3 x stopping plug	6470/1.1-...-...-...-...
4 x M 20 x 1.5 → 1 x cable gland, 3 x stopping plug		6470/1.2-...-...-...-...	0,024
4 x M 25 x 1.5 for through wiring → 2 x cable gland, 2 x stopping plug		6470/1.3-...-...-...-...	0,045
4 x M 20 x 1.5 for through wiring → 2 x cable gland, 2 x stopping plug		6470/1.4-...-...-...-...	0,031
1 1/2" BSP for stanchion mount		6470/1.5-...-...-...-...	
1 1/4" BSP for stanchion mount		6470/1.6-...-...-...-...	
3/4" NPT for Pendant mount		6470/1.77-...-...-...-...	
1" NPT for pendant mount		6470/1.78-...-...-...-...	
Compensation	without compensation	6470/11...-...-...-0...-...	
	with compensation	6470/11...-...-...-1...-...	0,064
Wire guard	without wire guard	6470/11...-...-...-0...-...	
	with wire guard	6470/11...-...-...-1...-...	0,240
Surface	with colour (standard)	6470/11...-...-...-0...-...	

- Notes:**
- ¹⁾ A → Incandescent lamps
 - QT → Halogen lamps
 - LME → Blended lamps
 - HIE → Metal halide lamps
 - HSE → High-pressure sodium lamps
 - HME → Mercury lamps
 - QL → Induction lamps (supplied with light fitting)
- The light fittings are supplied without lamps (see accessories); Exception: lamps QL
 - External reflector (see accessories)

Pendant Light Fitting IEC Series 6470 Size 2 up to 250 W

Selection table								
Version	Lamps ¹⁾	Lampholder	Power	Temperature class at T _a =		T _{O max.} at T _a = 55 °C	Ordering code	Weight kg
				40 °C	55 °C			
Pendant Light Fitting IEC Series 6470 Size 2 up to 250 W	LME	E 40	250 W	T3	T3	170 °C	6470/12...-1252-0...-1	6,091
	HIE	E 40	250 W	T3	--	145 °C *	6470/12...-2252-...-1	9,596
	HSE	E 40	100 W	T5	T4	112 °C	6470/12...-3102-...-1	10,000
			150 W	T4	T4	130 °C	6470/12...-3152-...-1	9,260
			250 W	T3	T3	157 °C	6470/12...-3252-...-1	9,596
	HME	E 40	250 W	T3	--	172 °C *	6470/12...-4252-...-1	8,139
	QL	Special	85 W	T5	--	86 °C *	6470/12...-9099-0...-1	6,535
* at a maximum ambient temperature of 40 °C								
Add. to ordering code								
Mounting	Pendant mount via ring bolts						6470/1.1-...-...-...	1,164
	Mounting via mounting bracket						6470/1.2-...-...-...	1,065
	Ceiling mount						6470/1.3-...-...-...	1,064
	Wall mount						6470/1.4-...-...-...	1,937
	Stanchion mount 25 °						6470/1.5-...-...-...	1,144
	Stanchion mount 90 °						6470/1.6-...-...-...	1,489
	Pendant mount						6470/1.7-...-...-...	0,778
Cable entries	4 x M 25 x 1.5 (standard) → 1 x cable gland, 3 x stopping plug						6470/1.1-...-...-...	0,035
	4 x M 20 x 1.5 → 1 x cable gland, 3 x stopping plug						6470/1.2-...-...-...	0,024
	4 x M 25 x 1.5 for through wiring → 2 x cable gland, 2 x stopping plug						6470/1.3-...-...-...	0,045
	4 x M 20 x 1.5 for through wiring → 2 x cable gland, 2 x stopping plug						6470/1.4-...-...-...	0,031
	1 1/2" BSP for stanchion mount						6470/1.5-...-...-...	
	1 1/4" BSP for stanchion mount						6470/1.6-...-...-...	
	3/4" NPT for Pendant mount						6470/1.77-...-...-...	
Compensation	1" NPT for pendant mount						6470/1.78-...-...-...	
	without compensation						6470/12...-...-0...-	
Wire guard	with compensation						6470/12...-...-1...-	0,064
	without wire guard						6470/12...-...-0...-	
Surface	with wire guard						6470/12...-...-1...-	0,280
	with colour (standard)						6470/1...-...-...-0...-	
Notes:								
¹⁾ LME → Blended lamps								
HIE → Metal halide lamps								
HSE → High-pressure sodium lamps								
HME → Mercury lamps								
QL → Induction lamps (supplied with light fitting)								
- The light fittings are supplied without lamps (see accessories); Exception: lamps QL								
- External reflector (see accessories)								

Pendant Light Fitting IEC Series 6470 Size 3 up to 600 W



Selection table								
Version	Lamps ¹⁾	Lamp-holder	Power	Temperature class at T _a =		T _{O max.} at T _a = 55 °C	Ordering code	Weight kg
				40 °C	55 °C			
Pendant Light Fitting IEC Series 6470 Size 3 up to 600 W	A QT LME	E 40	500 W	T4	T3	137 °C	6470/13...-1502-0...-1	10,868
				T4	T3	142 °C		
				T3	T3	165 °C		
	HIE	E 40	250 W	T4	T4	130 °C	6470/13...-2252-...-1	14,834
				400 W	T3	T3	155 °C	6470/13...-2402-...-1
			HSE	E 40	250 W	T4	T4	132 °C
	400 W	T4			T3	146 °C	6470/13...-3402-...-1	15,545
	600 W	T3			--	166 °C *	6470/13...-3602-...-1	18,103
	HME	E 40	250 W	T4	T3	145 °C	6470/13...-4252-...-1	13,377
			400 W	T3	--	153 °C *	6470/13...-4402-...-1	13,708
	QL	Special	165 W	T6	--	80 °C *	6470/13...-9179-0...-1	11,189
	* at a maximum ambient temperature of 40 °C							
Add. to ordering code								
Mounting	Pendant mount via ring bolts						6470/131-.....	1,800
	Mounting via mounting bracket						6470/132-.....	2,900
	Ceiling mount						6470/133-.....	1,600
	Wall mount						6470/134-.....	3,400
	Stanchion mount 25 °						6470/135-.....	2,100
	Stanchion mount 90 °						6470/136-.....	2,800
	Pendant mount						6470/137-.....	1,200
Cable entries	4 x M 25 x 1.5 (standard) → 1 x cable gland, 3 x stopping plug						6470/13.1-.....	0,034
	4 x M 20 x 1.5 → 1 x cable gland, 3 x stopping plug						6470/13.2-.....	0,024
	4 x M 25 x 1.5 for through wiring → 2 x cable gland, 2 x stopping plug						6470/13.3-.....	0,044
	4 x M 20 x 1.5 for through wiring → 2 x cable gland, 2 x stopping plug						6470/13.4-.....	0,032
	1 1/2" BSP for stanchion mount						6470/13.5-.....	
	1 1/4" BSP for stanchion mount						6470/13.6-.....	
	3/4" NPT for pendant mount						6470/1377-.....	
Compensation	without compensation						6470/13...-0...-0...-0	
	with compensation						6470/13...-1...-1...-1	10,650
Wire guard	without wire guard						6470/13...-0...-0...-0	
	with wire guard						6470/13...-1...-1...-1	10,650
Surface	with colour (standard)						6470/13...-0...-0...-0	
Notes: <ul style="list-style-type: none"> ¹⁾ LME → Blended lamps HIE → Metal halide lamps HSE → High-pressure sodium lamps HME → Mercury lamps QL → Induction lamps (supplied with light fitting) <ul style="list-style-type: none"> - The light fittings are supplied without lamps (see accessories); Exception: lamps QL - External reflector (see accessories) 								








Technical Data

Explosion protection					
Gas explosion protection	⊕ II 3 G EEx nR II T*				
Dust explosion protection	⊕ II 2 D IP 66 T ₀ .max* ⊕ II 3 D IP 66 T ₀ .max*				
	* temperature classes and surface temperatures see selection table				
Certificates	PTB 05 ATEX 2045 (Zones 2, 22) PTB 05 ATEX 2043 (Zone 21)				
Other certificates	IECEX				
Marking	CE 0102				
Rated operational voltage U _e	230 V, AC ± 10%, 50 Hz, others on request mind information on the typelabel				
Rated current	Lamps	Power	Lampholder	I _N	
	Incandescent lamps	A	200 W	E 27	0,87 A
			500 W	E 40	2,27 A
	Halogen lamps	QT	150 W	E 27	0,65 A
			250 W	E 27	1,10 A
			500 W	E 40	2,10 A
	Blended lamps	LME	160 W	E 27	0,65 A
			250 W	E 40	1,17 A
			500 W	E 40	2,17 A
	Metal halide lamps	HIE	70 W	E 27	0,95 A
			100 W	E 27	0,78 A
			150 W	E 27	0,88 A
			250 W	E 40	1,55 A
			400 W	E 40	2,10 A
High-pressure sodium lamps	HSE	50 W	E 27	0,77 A	
		70 W	E 27	0,44 A	
		100 W	E 40	0,70 A	
		110 W	E 27	0,72 A	
		150 W	E 40	1,80 A	
		250 W	E 40	1,40 A	
		400 W	E 40	2,10 A	
600 W	E 40	3,10 A			
Mercury lamps	HME	125 W	E 27	0,70 A	
		250 W	E 40	2,22 A	
		400 W	E 40	1,96 A	
Induction lamps	QL	55 W	special	0,26 A	
		85 W	special	0,40 A	
		165 W	special	0,70 A	
Power factor	cos φ ≥ 0.9 (compensated)				
Protection class	I (PE-connection)				
Connection	L1 + N for 4 mm ² solid and 6 mm ² flexible via internal terminal block				
Material					
Enclosure material	salt water resistant aluminium				
Replacement glass	temperature resistant borosilicate glass				
Cover seal	silicone rubber				
Glass seal	silicone rubber				
Mounting bracket	stainless steel				
External reflector	powder coated galvanized sheet steel / glass fibre reinforced polyester				
Wire guard	salt water resistant aluminium				
Housing lock	Mounting screw M 8 (stainless steel)				
Mounting	wall and ceiling mount, stanchion mount, pendant via ring bolts, mounting via bracket or pendant				
Degree of protection	IP 66				
Ambient temperature	- 20 °C ... + 40 °C all versions - 30 °C ... + 55 °C for high-pressure sodium lamps, metal halide lamps - 50 °C ... + 55 °C for mercury lamps, halogen lamps, incandescent lamps and blended lamps				
Wire guard and external reflector	can easily be mounted later using M 6 screws				






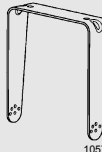
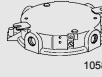
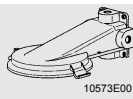
Technical Data

Cable glands	Certified cable glands with an ingress protection of IP66 minimum must be used (in acc. with 94/9/EC). The number of cable entries depends on the type of mounting.
	Standard M 25 x 1,5 Special M 20 x 1,5, others on request
Screw-in thread for stanchion mounting	1 1/4" BSP, 1 1/2" BSP, 3/4" NPT, 1" NPT


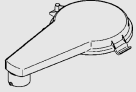






Accessories and spare parts

Designation	Illustration	Description				Ordering code	Weight kg
		Power	Lamp-holder	Voltage	Lighting current		
Incandescent lamps A	 04958E00	200 W	E 27	230 V	3100 lm	5126250	0,034
		500 W	E 40	230 V	10000 lm	4609960	0,140
Halogen lamps QT	 05355E00	150 W	E 27	230 V	2500 lm	4646120	0,040
		250 W	E 27	230 V	4200 lm	4616400	0,060
		500 W	E 40	230 V	10000 lm	4616410	0,132
Blended lamps LME	 04963E00	160 W	E 27	230 V	3150 lm	4616660	0,082
		250 W	E 40	230 V	5500 lm	4611100	0,160
		500 W	E 40	230 V	13000 lm	4611110	0,280
Metal-halide lamps HIE	 04963E00	70 W	E 27	230 V	6500 lm	4637750	0,080
		100 W	E 27	230 V	8000 lm	4637760	0,160
		150 W	E 27	230 V	14000 lm	4637770	0,170
		250 W	E 40	230 V	20000 lm	4616500	0,180
		400 W	E 40	230 V	31500 lm	4616520	0,284
High-pressure sodium vapour lamps HSE	 04963E00	50 W	E 27	230 V	3500 lm	4646200	0,010
		70 W	E 27	230 V	6000 lm	4618880	0,074
		110 W *	E 27	230 V	8000 lm	4646080	0,150
		* to operate without starter					
		100 W	E 40	230 V	9500 lm	4647750	0,081
		150 W	E 40	230 V	15000 lm	4616670	0,216
		250 W	E 40	230 V	28000 lm	4616680	0,200
		400 W	E 40	230 V	48000 lm	4616700	0,214
	High-pressure sodium vapour lamps HSE (TwinArc)	 05355E00	600 W	E 40	230 V	90000 lm	4637780
 04963E00			50 W	E 27	230 V	3600 lm	4647640
	70 W	E 27	230 V	6000 lm	4647650	0,074	
	100 W	E 40	230 V	9500 lm	4647660	0,100	
	150 W	E 40	230 V	17000 lm	4647670	0,216	
	250 W	E 40	230 V	32000 lm	4647680	0,200	
	400 W	E 40	230 V	55000 lm	4647690	0,214	

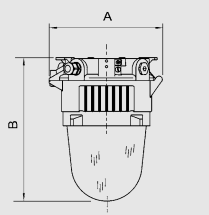


Accessories and spare parts				
Designation	Illustration	Description	Ordering code	Weight kg
Mercury lamps HME	 04963E00	125 W E 27 230 V 6500 lm	5126080	0,320
		250 W E 40 230 V 20000 lm	5126090	0,092
		400 W E 40 230 V 31500 lm	5126100	0,305
Induction lamps QL	 10579E00	55 W special 230 V 3500 lm	5126760	0,020
		85 W special 230 V 6000 lm	5126770	0,212
		165 W special 230 V 12000 lm	5126780	0,300
Replacement glass	 10572E00	temperature resistant borosilicate glass with screw-in thread		--
		for 6470/11	648080580010	4,000
		for 6470/12	648080580210	4,000
Wire guard	 10571E00	made of salt water resistant aluminium, with mounting parts		--
		for 6470/11	648080140010	0,500
		for 6470/12	648080140210	0,500
Standard reflector	 10288E00	made of powder coated galvanized sheet steel, with mounting parts		--
		for 6470/11 and 6470/12	648080580020	2,250
		made of glass fibre reinforced polyester, with mounting parts		--
Mounting bracket	 10570E00	made of stainless steel, with mounting parts		--
		for 6470/11 and 6470/12	647080180010	1,200
		for 6470/13	647080180310	1,500
Cover for ceiling mounting	 10580E00	Ceiling mount via taps found on the cover. A mounting bracket or ring bolts can be attached to the cover later (must be ordered as accessory).		--
		with thread M 20 x 1.5 for 6470/11 and for 6470/12	647080050020	1,264
		with thread M 20 x 1.5 for 6470/13	647080050320	4,000
		with thread M 25 x 1.5 for 6470/11 and for 6470/12	647080050010	1,264
Cover for wall mounting	 10573E00	with thread M 25 x 1.5 for 6470/13	647080050310	4,000
		with thread M 20 x 1.5 for 6470/11 and for 6470/12	648080050080	2,137
		with thread M 20 x 1.5 for 6470/13	648080050380	3,600
		with thread M 25 x 1.5 for 6470/11 and for 6470/12	648080050070	2,137
		with thread M 25 x 1.5 for 6470/13	648080050370	3,600



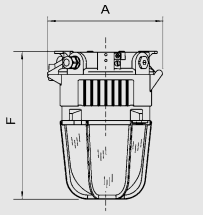
Accessories and spare parts						
Designation	Illustration	Description			Ordering code	Weight kg
Cover for pole mounting 25 °		with thread 1 1/2" BSP	for 6470/11 and for 6470/12		648080050150	1,344
		with thread 1 1/2" BSP	for 6470/13		648080050450	2,300
		with thread 1 1/4" BSP	for 6470/11 and for 6470/12		648080050160	1,344
		with thread 1 1/4" BSP	for 6470/13		648080050460	2,300
Cover for pole mounting 90 °		with thread 1 1/2" BSP	for 6470/11 and for 6470/12		648080050170	1,689
		with thread 1 1/2" BSP	for 6470/13		648080050470	3,000
		with thread 1 1/4" BSP	for 6470/11 and for 6470/12		648080050180	1,689
		with thread 1 1/4" BSP	for 6470/13		648080050480	3,000
Cover for pendant mount		with thread 3/4" NPT	for 6470/11 and for 6470/12		648080050050	0,978
		with thread 3/4" NPT	for 6470/13		648080050360	1,400
		with thread 1" NPT	for 6470/11 and for 6470/12		648080050060	0,978
		with thread 1" NPT	for 6470/13		648080050350	1,400
Ring bolts		M 8, to mount directly into inserts, 1 pair			6000803900	0,107
		M 10, to mount directly into inserts, 1 pair			6050801900	0,103
Cable entries		in moulded plastic				--
		8161/5-M 20-13		1 piece	8161077010	0,012
		8161/5-M 20-13		50 pieces	8161025030	0,600
		8161/5-M 25-17		1 piece	8161078010	0,016
Stopping plugs		in moulded plastic				--
		8290/3-M 20 x 1.5		1 piece	8290008590	0,004
		8290/3-M 20 x 1.5		100 pieces	8290045590	0,600
		8290/3-M 25 x 1.5		1 piece	8290009590	0,006
Special key		for tightening the cable glands respectively the cap nuts for cable entries				--
		Thread size	Type	Packing unit		
		M 20 x 1.5	8161/.-M20-13	1	5986140	0,132
Handheld testing instrument for gastight enclosures		For testing of restricted breathing of gastight enclosures of type EEx nR			9400603680	0,730

Dimension drawings (all dimensions in mm) - subject to alterations



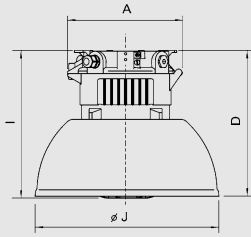
10574E00

Ceiling mount without wire guard



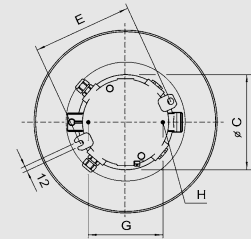
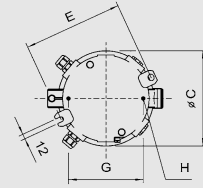
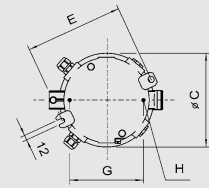
10566E00

Ceiling mount with wire guard

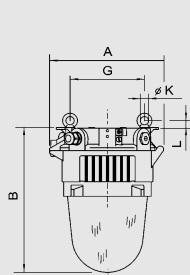


10564E00

Ceiling mount with reflector

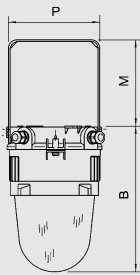


Dimensions in mm	6470/11	6470/12	6470/13
A	277	277	372
B	352	414	514
C	230	230	310
D	353	353	521
E	240	240	329
F	357	423	533
G	180	180	260
H	M 8	M 8	M 10
I	358	424	535
J	444	444	715



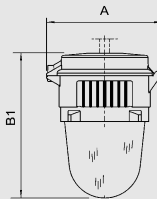
10568E00

Pendant mount via ring bolts



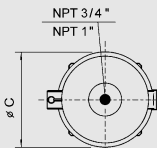
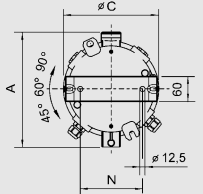
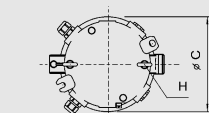
10569E00

Pendant mount via mounting bracket



10567E00

Pendant mount



Dimensions in mm	6470/11	6470/12	6470/13
A	277	277	372
B	352	414	514
B1	350	412	517
C	230	230	310
G	180	180	260
H	M 8	M 8	M 10
K	20	20	25
L	18	18	22.5
M	208	208	209
N	150	150	200
P	220	220	302

Dimension drawings (all dimensions in mm) - subject to alterations

Dimensions in mm	6470/11	6470/12	6470/13
A	277	277	372
B2	331	393	498
C	230	230	310
J1	340	367	511
Q	7	7	8
R	250	250	422
S	105	125	160
T	405	466	592
V	105	105	139
X	366.5	366.5	579
Y	427	427	628

10561E00 10563E00 10562E00

Wall mount Stanchion mount 25° Stanchion mount 90°

We reserve the right to make alterations to the technical data, weights, dimensions, designs and products available without notice. The illustrations cannot be considered binding.

